



UB22NF

NOTE

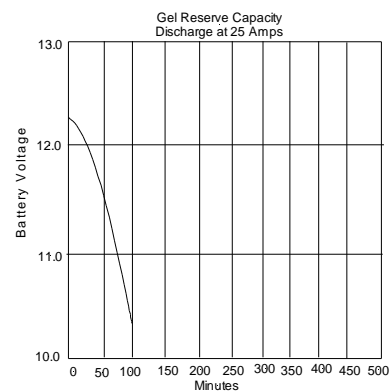
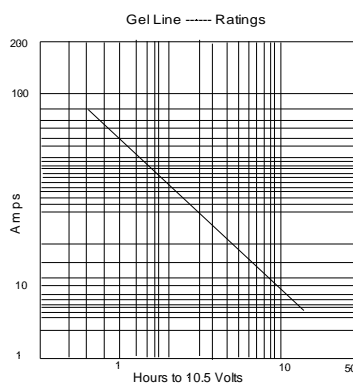
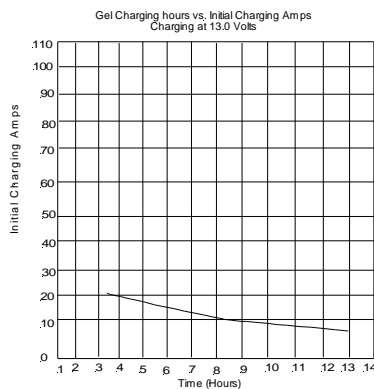


PHYSICAL SPECIFICATIONS

Type No.	Approx. Wt. Lbs. (Kgs)	Dimensions In (mm)		
		L	W	H
UB22NF	38.5 (17.5)	9 3/8 (238)	5 1/2 (140)	9 1/4 (235)

ELECTRICAL SPECIFICATIONS

Volts	Terminal	CCA 0 F	CA 32F	Capacity 80F	Minutes Discharged at						Ampere Hour Capacity			
					75A	50A	25A	15A	8A	5A	20Hr Rate	6Hr Rate	3Hr Rate	1Hr Rate
12	Z	245	350	82	18	35	87	160	330	540	50.6	44.4	40.8	33.5



Terminals:

- A (Automotive Post)
- Z (Automotive Post with hole to accept thru bolt) in two heights: Short & Long.
- L1 ("L" Terminal with clearance hole to accept 1/4" thru bolt)
- L2 ("L" Terminal with clearance hole to accept 5/16" thru bolt)
- L3 ("L" Terminal with clearance hole to accept 3/8" thru bolt, terminal height 1.2")
- L4 ("L" Terminal with clearance hole to accept 3/8" thru bolt, terminal height 1.5")
- C (Marine Combo terminal: Automotive Post and stud 5/16")
- S (Stud 3/8")
- F (Marine Flag terminal to accept 3/8" thru bolt)