



**NOTE**

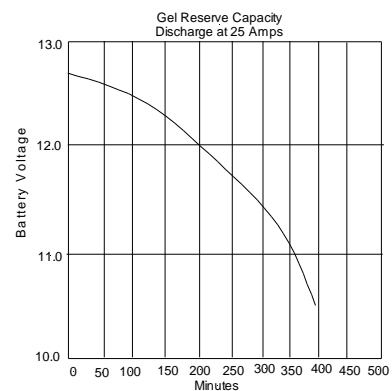
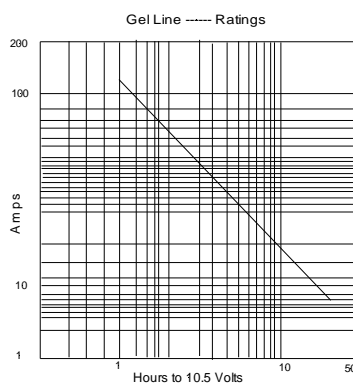
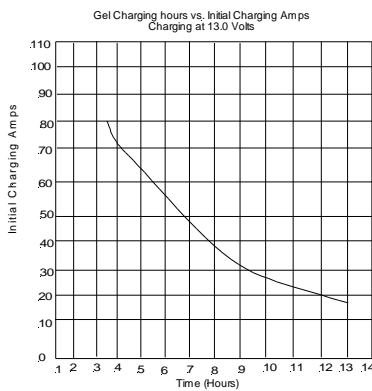


**PHYSICAL SPECIFICATIONS**

Type No.	Approx. Wt. Lbs. (Kgs)	Dimensions In (mm)		
		L	W	H
UB4D	131(59.4)	20 ¾ (527)	8 ½ (216)	10 (254)

**ELECTRICAL SPECIFICATIONS**

Volts	Terminal	CCA 0 F	CA 32F	Capacity 80F	Minutes Discharged at						Ampere Hour Capacity			
					75A	50A	25A	15A	8A	5A	20Hr Rate	6Hr Rate	3Hr Rate	1Hr Rate
12	Z	1050	1350	375	105	175	395	685	1385	2300	183.0	160.8	147.6	122.0



**Terminals:**

- A (Automotive Post)
- Z (Automotive Post with hole to accept thru bolt) in two heights: Short & Long.
- L1 ("L" Terminal with clearance hole to accept ¼" thru bolt)
- L2 ("L" Terminal with clearance hole to accept 5/16" thru bolt)
- L3 ("L" Terminal with clearance hole to accept 3/8" thru bolt, terminal height 1.2")
- L4 ("L" Terminal with clearance hole to accept 3/8" thru bolt, terminal height 1.5")
- C (Marine Combo terminal: Automotive Post and stud 5/16")
- S (Stud 3/8")
- F (Marine Flag terminal to accept 3/8" thru bolt)